

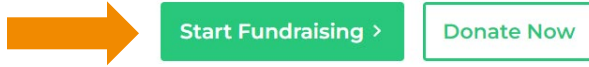
JOIN A TEAM FUNDRAISER TO BENEFIT SECOND HARVEST

STEP 1: GET STARTED

Click the “start fundraising” button to begin your campaign.

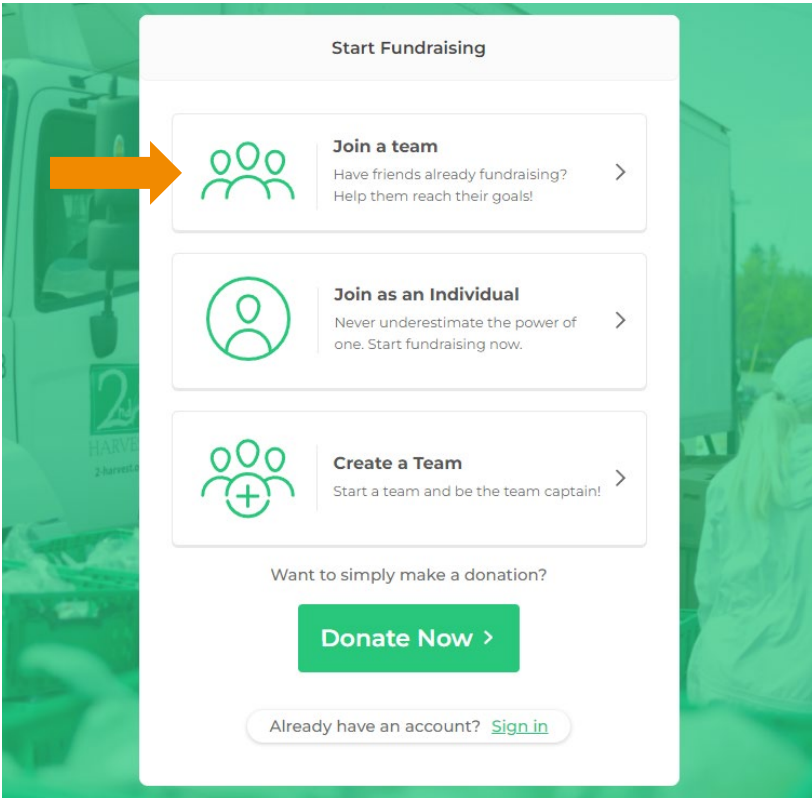
Second Harvest

Join a fundraising team, create your own or donate to help fund this campaign.



STEP 2: CLICK “JOIN A TEAM”


Click “Join a Team”.



STEP 3: FIND A TEAM TO JOIN

Find the team you would like to join. You can search for the team using the search bar or scroll to find it. Once you find the team click "Join Team".

- 1 Find Team
- 2 Register
- 3 Create Profile
- 4 Start Fundraising



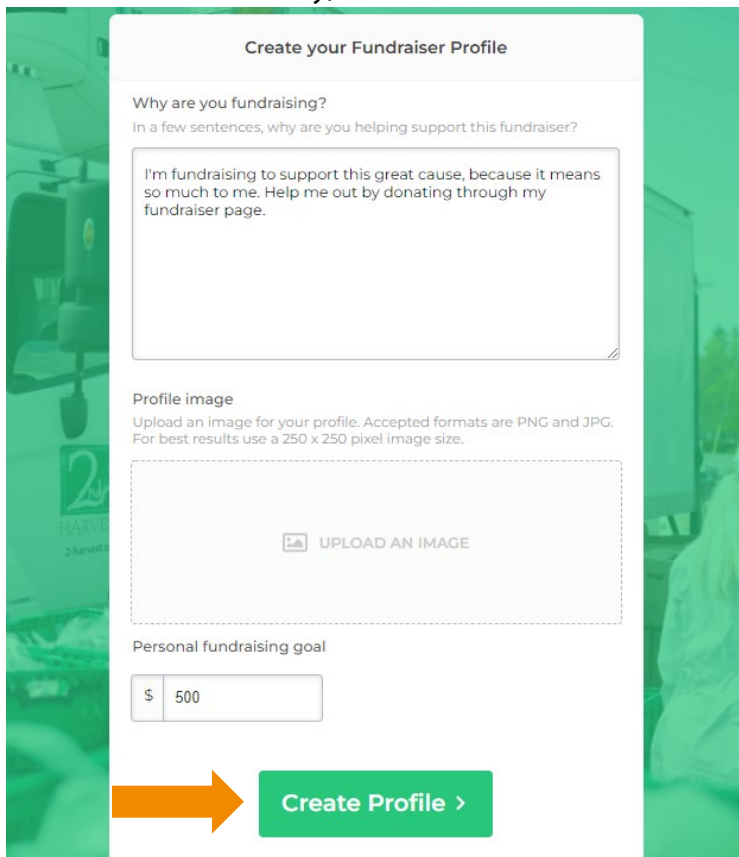
STEP 4: CREATE YOUR ACCOUNT

Create an account to join the team. Fill out the requested information and click "Join Team".

A screenshot of the 'Join Team' registration form. At the top, it says 'Join Team'. Below that is a team profile for 'TEST Team' with '1 Members' and 'Team Captain: Isabel Zimmerman'. The form contains several input fields: 'First Name', 'Last Name', 'Email', 'Password', and 'Confirm Password'. At the bottom, there is a green 'Join Team >' button with an orange arrow pointing to it. At the very bottom, there is a small lock icon and the text 'Secure and Encrypted'.

STEP 5: CREATE YOUR PROFILE

Create your fundraising profile. You can upload a profile image, but this is not required. Don't forget to set a fundraising goal! The goal is automatically set at \$500, but you can raise or lower it to fit your needs. Once this information is ready, click "Create Profile".



Create your Fundraiser Profile

Why are you fundraising?
In a few sentences, why are you helping support this fundraiser?

I'm fundraising to support this great cause, because it means so much to me. Help me out by donating through my fundraiser page.

Profile image
Upload an image for your profile. Accepted formats are PNG and JPG. For best results use a 250 x 250 pixel image size.

UPLOAD AN IMAGE

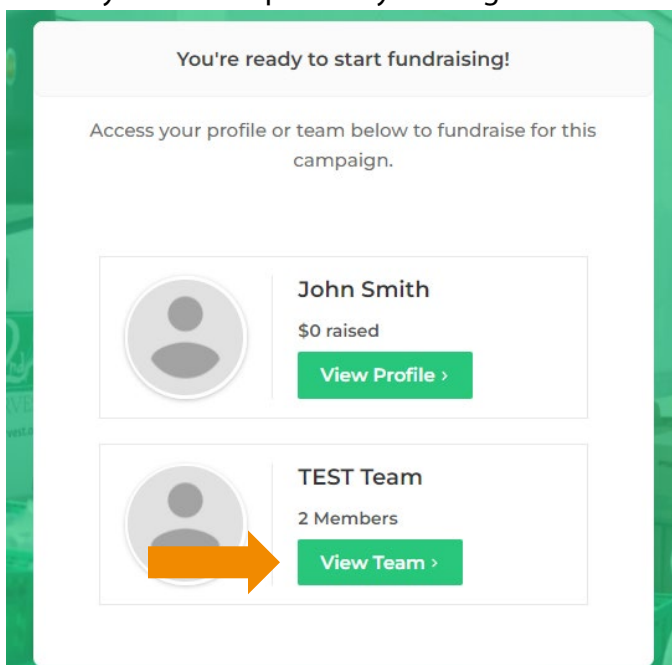
Personal fundraising goal

\$ 500

Create Profile >

STEP 6: ACCESSING YOUR TEAM'S PROFILE

Access your team's profile by clicking "View Team".



You're ready to start fundraising!

Access your profile or team below to fundraise for this campaign.

John Smith
\$0 raised
View Profile >

TEST Team
2 Members
View Team >

STEP 7: VIEWING & SHARING YOUR PROFILE

Once you are viewing your team's profile, you can make donations and share the team profile through Facebook, Twitter or email. To share the link to your team's donation page directly, copy the URL of your team's profile page.

Edit team 



TEST Team

 Fundraising in support of the [Second Harvest](#)



Donate Now >

Join Team

\$0
avg. donation

0
donations

0
donors

\$0 raised

0 \$5,000 goal



 Facebook

 Twitter

 Email

STEP 8: LOGGING INTO YOUR PROFILE

To login to your profile after creating it, visit: <https://2-harvest.org/campaign/host-a-fundraiser/>.